

MINERS COTTAGE



www.wildboarsheds.com.au

About the Miners Cottage

Style and simplicity

The design brings back some Australian Heritage.

Australian Steel

Produced with all Australian Steel and is available in a full range of Colorbond® Colours.

Construction

Constructed with an all-steel portal frame.

Fully Engineered

Fully Engineered to Region B Category 2.5 wind rating and 1kPa Snow load

Sold as Flat Pack kits

Our kits are sold as flat pack kits, ready to assemble. They are supplied with frames, sheeting, brackets, fixings and windows if ordered. Any linings or internal fit-out is the responsibility of the purchaser.

If you wish to build the Cottage as a Class 1 building, you will need to follow the requirements of your local Council. Engineered Plans are provided for use with Council Application and when building the kit. We recommend that you use a qualified builder to construct your Cottage. The Cottages are high and require the correct safety precautions/requirements when under construction.



Layouts



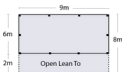
B1 - 6x8

6 x 8m with 2m front open Lean-to



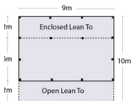
RV1 - 6x10

6 x 10m with 2m front open LeanTo and 2m enclosed Lean-to

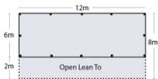


B2 - 9x8

9 x 8m with 2m front open Lean-to

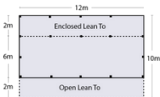


RV2 - 9x10



B3 - 9x12

12 x 8m with 2m front open Lean-to



RV3 - 9x12

12 x 10m with 2m front open LeanTo and 2m enclosed Lean-to

- Available sizes are shown in the layouts above
- Kits can be supplied with an open front Lean-To as in B1, B2 & B3
- Kits can be supplied with an enclosed back Lean-To as in RV1, RV2 & RV3
- Windows can be added
- Full or half mezzanine floors (Steel frame only) can be added
- Doors are not supplied

Australian Colorbond® Colours

Surf Mist	Classic Ocean	Paperbark	Cove	Windpray	Pale Eucalypt
Evening Haze	Shale Grey	Dune	Gully	Mangrove	Gully
Jasper	Esalt	Manor Red	Ironstone	Collage Green	Deep Ocean
	Woodland Grey	Monument	Night Sky	Ironstone	

Optional Extras

Colonial Windows

1100 x 800mm

Fly Screens

suits window 11 x 800mm



**WILD BOAR
SHEDS**

Call us for a quote on 1800 71 72 73

or email

wildboarinquiry@gmail.com

66 Sydney Rd Goulburn NSW 2580

Ph: 02 4860 3333